


# Calico Cutters BOM <sup>for</sup> Feb. 2012



## Pair of Hearts



### WHAT'S NEEDED:

1  $8\frac{1}{2}$ " sq. ~~WHT.~~ WHT.

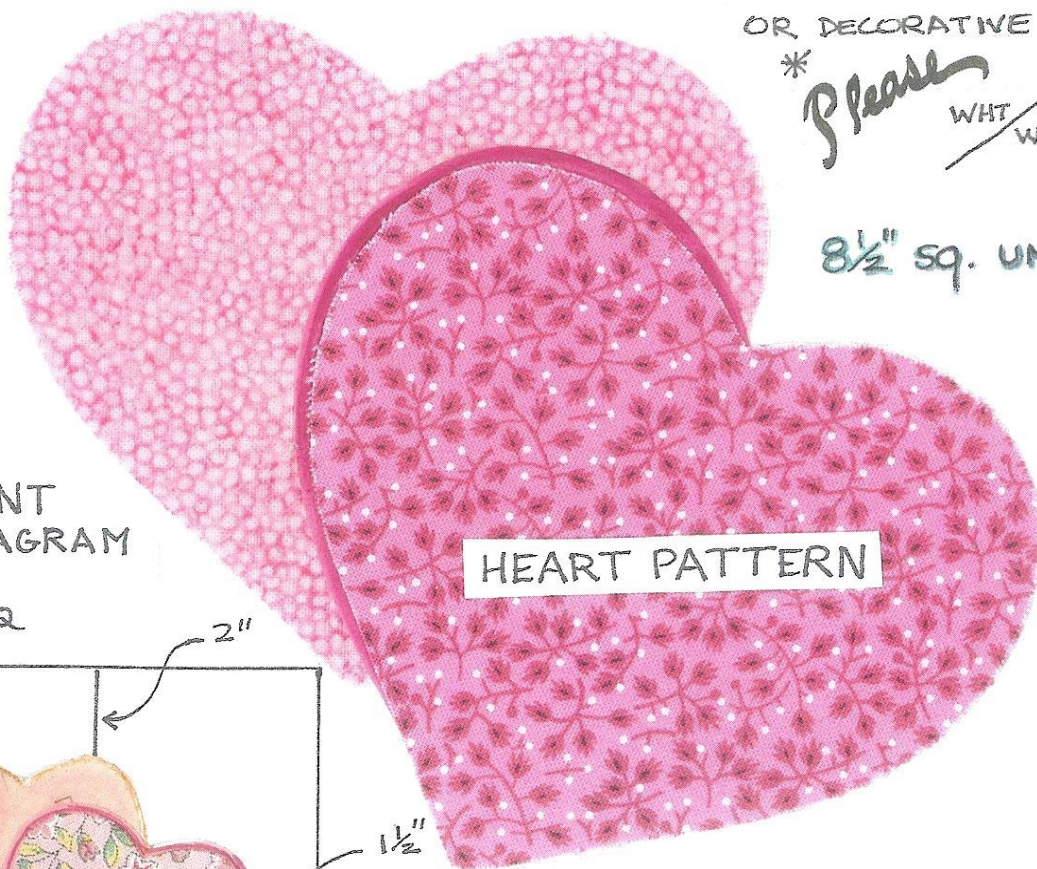
2  $4\frac{1}{2}$ " sqs. PINK OR RED PRINTS

### DIRECTIONS:


- TRACE OR CUT OUT HEART PATTERN
- USE TO MAKE 2 HEARTS FROM 2 FABRICS
- USING DIAGRAM, PLACE ON  $8\frac{1}{2}$ " sq.\*
- IF NEEDED, GLUE BASTE OR USE LIGHT BOND
- STITCH DOWN WITH ZIG-ZAG OR DECORATIVE STITCH.

\* *Please* ~~WHT.~~ WHT ONLY

$8\frac{1}{2}$ " sq. UNFINISHED



### PLACEMENT DIAGRAM



NEED HELP...

CALL SONIA: 610-269-0934